

INTRODUCTORY MANUAL

The 10 Keys to Successful Trading A Forex Tutorial

Authored By: **Jared F. Martinez**

Visit Market Traders Institute's - [Forex Home Study Courses](#) (link)

[FOREXTIPS.COM](#) (link)

407-740-0900

Market Traders Institute, Inc.

Market Traders Institute
255 Primera Blvd, Ste 230
Lake Mary, Florida, 32746

(407) 740 0900 US - Toll Free - (800) 866 7431

[Email](#)

Legal Notices: [The 10 Keys to Successful Trading](#) © 1998, 1999, 2000, 2001 and 2002

ALL RIGHTS RESERVED: No part of this book may be reproduced or transmitted in any form by any means, electronic or mechanical, including photocopying, recording or by any information storage or retrieval systems, without the express written permission from the author and publisher. All materials contained herein have been copyrighted. Reproduction will be in violation of all Copyright Laws. Violators will be prosecuted.

While attempts have been made to verify the accuracy of information provided in this manual, neither the author nor the publisher assumes responsibility for errors, inaccuracies or omissions.

There are no claims by the Author, Jared F. Martinez, or Market Traders Institute, Inc., ForexTips.com or any of its directors, employees, and affiliated instructors that the trading strategies or methodologies in this manual will result in profits and will not result in losses. This manual is not a guarantee to produce profits. Currency trading on the FOREX and trading results in general vary from individual to individual and may not be suitable for everyone. All strategies, techniques, methodologies and trades contained in this manual should not be construed as an invitation to enter and trade in the market.

Each trader is responsible for his or her own actions. Your downloading of this manual confirms your agreement with the [Statement of Risk](#), constitutes your agreement to this disclaimer, confirms and exempts the author, publisher and Instructors from any liabilities or litigation.

© 2000, 2001 Market Traders Institute, Inc.

**I am your constant companion;
I am your greatest helper or your heaviest burden.
I will push you onward or drag you down to failure.
I am at your command.**

**Half of the tasks that you do you might just as well
Turn over to me and I will do them quickly and correctly.**

**I am easily managed; you must merely be firm with me.
Show me exactly how you want something done.
After a few lessons, I will do it automatically.**

**I am the servant of all great people
and the regret of all failures as well.
Those who are great, I have made great.
Those who are failures, I have made failures.**

**I am not a machine but I will work with all its precision
Plus the intelligence of a person.**

**Now you may run me for profit or you may run me for ruin.
It makes no difference to me.
Take me, train me, be firm with me and
I will lay the world at your feet.
Be easy with me and I will destroy you.**

I am called Habit!

Author Unknown

INTRODUCTION TO THE FOREX

TABLE OF CONTENTS

Chapter 1: What is the FOREX?

Chapter 2: Reading Candlestick Charts.

Chapter 3: Types of Orders.

[Glossary of terms](#)

A Traders Mission and Goal

It is the mission of the trader to become a financially successful long-term trader. This can be achieved when the trader adopts and accepts ***The 10 Keys of Successful Trading***. A trader must commit to live by three disciplines to become a successful trader.

- 1) A trader must believe in *The 10 Keys to Successful Trading* and merge them into his personality.** Success is depends on creating a trading plan, and maintaining the discipline to **TRADE THE PLAN!**
- 2) A trader must be committed to continued education.** Study technical analysis and the psychology of successful trading. **A trader must make logical decisions, void of emotions while trading.** Learn to trade in control, not out of control!
- 3) A trader must map out a sensible equity management plan to insure a return on investment.** Trade no more than 20% of a margin account and expose no more than 5% of that account on any single trade.

Levels of Traders

LEVEL ONE: Beginner Trader - Studies and paper trades for a minimum of one month with pretend currency, gaining the experience required to establish a track record of profitable performance. (see MTI's - [demo trading account](#))

LEVEL TWO: Advanced Beginner - Trades one or two lots with real money, learning to overcome emotions and at the same time establish a track record of making money.

LEVEL THREE: Competent Trader - Trades with control over his emotional distractions, utilizes proper equity management and achieves a financial return.

LEVEL FOUR: Proficient Trader – Trades are made utilizing confidence, education, experience and the trader achieves financial returns.

LEVEL FIVE: Expert Trader - Instinctively executes profitable trades without emotion.

CHAPTER 1 - WHAT IS THE FOREX?

- **FOREX = FOReign EXchange**
- **You can trade 24 hours a day**
- **The FOREX is larger than all other financial markets COMBINED**

The Foreign Exchange (FOREX) market is a cash (or “spot”) interbank market established in 1971 when floating exchange rates began to materialize. This market is the arena in which the currency of one country is exchanged for those of another and where settlements for international business are made.

The FOREX is a group of approximately 4500 currency trading institutions, including international banks, government central banks and commercial companies. Payments for exports and imports flow through the Foreign Exchange Market, as well as payments for purchases and sales of assets. This is called the “consumer” foreign exchange market. There is also a “speculator” segment in the FOREX Companies, which have large financial exposures to overseas economies participate in the FOREX to offset the risks of international investing.

Historically, the FOREX interbank market was not available for small speculators. With a previous minimum transaction size and often-stringent financial requirements, the small trader was excluded from participation in this market. But today market maker brokers are allowed to break down the large interbank units and offer small traders the opportunity to buy or sell any number of these smaller units (lots).

Commercial banks play two roles in the FOREX market:

(1) They facilitate transactions between two parties, such as companies wishing to exchange currencies (consumers), and

(2) They speculate by buying and selling currencies. The banks take positions in certain currencies because they believe they will be worth more (if “buying long”) or less (if “selling short”) in the future. It has been estimated that international banks generate up to 70% of their revenues from currency speculation. Other speculators include many of the worlds’ most successful traders, such as George Soros.

(3) The third category of the FOREX includes various countries’ central banks, like the U.S. Federal Reserve. They participate in the FOREX to serve the financial interests of their country. When a central bank buys and sells its or a foreign currency the purpose is to stabilize their own currency’s value.

The FOREX is so large and is composed of so many participants, that no one player, even the government central banks, can control the market. In comparison to the daily trading volume averages of the \$300 billion in the U.S. Treasury Bond market and the approximately \$100 billion exchanged in the U.S. stock markets,

the FOREX is huge, and has grown in excess of \$1.5 trillion daily.

The word “market” is a slight misnomer in describing FOREX trading. There is no centralized location for trading activity (“pit”) as there is in the currency futures (and many other) markets. Trading occurs over the phone and through the computer terminals at hundreds of locations worldwide. The bulk of the trading is between approximately 300 large international banks, which process transactions for large companies, governments and for their own accounts. These banks are continually providing prices (“bid” to buy and “ask” to sell) for each other and the broader market. The most recent quotation from one of these banks is considered the market’s current price for that currency. Various private data reporting services provide this “live” price information via the Internet.

There are numerous advantages for parties wishing to trade in the FOREX. They include:

Liquidity: In the FOREX market there is always a buyer and a seller! The FOREX absorbs trading volumes and per trade sizes which dwarfs the capacity of any other market. On the simplest level, liquidity is a powerful attraction to any investor as it suggests the freedom to open or close a position at will 24 hours a day.

Once purchased, many other high-return investments are difficult to sell at will. FOREX traders never have to worry about being “stuck” in a position due to lack of market interest. In the 1.5 trillion U.S. dollar per day market, major international banks a “bid” (buying) and “ask” (selling) price

Access: The FOREX is open 24 hours daily from about 6:00 P.M. Sunday to about 4:00 P.M. Friday. An individual trader can react to news *when it breaks*, rather than waiting for the opening bell of other markets when everyone else has the same information. This allows traders to take positions before the news details are fully factored into the exchange rates. High liquidity and 24 hour trading permit market participants to take positions or exit regardless of the hour. There are FOREX dealers in every time zone, in every major market center (Tokyo, Hong Kong, Sydney, Paris, London, United States, etc.) willing to continually quote buy and sell prices.

Since no money is left on the market “table,” this is what is referred to as a “Zero Sum Game” or “Zero-Sum Gain.” Providing the trader picks the right side, money can always be made.

Two-Way Market: Currencies are traded in pairs, for example dollar/yen, or dollar/Swiss franc. Every position involves the selling of one currency and the buying of another. If a trader believes the Swiss franc will appreciate against the dollar, the trader can sell dollars and buy francs (“selling short!”).

If one holds the opposite belief, that trader can buy dollars and sell Swiss francs ("buying long"). The potential for profit exists because there is always movement in the exchange rates (prices).

FOREX trading permits profit taking from both rising and falling currency values in relation to the dollar. In every currency trading transaction, one of the sides of the pair is always gaining and the other side is losing.

Leverage: Trading on the FOREX is done in currency "lots." Each lot is approximately 100,000 U.S. dollars worth of a foreign currency. To trade on the FOREX market, a "margin account" must be established with a currency broker. This is, in effect, a bank account into which profits may be deposited and losses may be deducted. These deposits and deductions are made instantly upon exiting a position.

Brokers have differing margin account regulations, with many requiring a \$1,000 deposit to "day-trade" a currency lot. Day-trading is entering and exiting positions during the same trading day. For longer-term positions, many require a \$2,000 per lot deposit. In comparison to trading in stocks and other markets, which may require a 50% margin account, FOREX speculators excellent leverage of 1% to 2% of the \$100,000 lot value. The trader can control each lot for 1 to 2 cents on the dollar!

Execution Quality: Because the FOREX is so liquid, most trades can be executed at the current market price. In all fast moving markets, slippage is inevitable in all trading (stocks, commodities, etc.), but can be avoided with some currency broker's software, which informs you of your exact entering price just prior to execution. You are given the option of avoiding or accepting the slippage. The huge FOREX market liquidity offers the ability for high quality execution.

Confirmations of trades are immediate and the Internet trader has only to print a copy of the computer screen for a written record of all trading activities. Many individuals feel these features of Internet trading make it safer than using the telephone to trade. Respected firms such as Charles Schwab, Quick & Reilly and T.D. Waterhouse offer Internet trading. They would not risk their reputations by offering Internet service if it were not reliable and safe. In the event of a temporary technical computer problem with the broker's ordering system, the trader can telephone the broker 24 hours a day to immediately get in or out of a trade.

Internet brokers' computer systems are protected by "firewalls" to keep account information from prying eyes. Account security is a broker's highest

concern. They have taken multiple steps to eliminate any risk associated with transacting on the Internet.

A FOREX Internet trader does not have to speak with a broker by telephone. The elimination of the middleman (broker salesman) lowers expenses and makes the process of entering an order faster and has eliminated the possibility for misunderstanding.

- **Execution Costs:** Unlike other markets, the FOREX does not charge commissions. The cost of a trade is represented in a Bid/Ask spread established by the broker. (Approximately 4 pips)
- **Trendiness:** Over long and short historical periods, currencies have demonstrated substantial and identifiable trends. Each individual currency has its own “personality,” and each offers a unique historical pattern of trends, providing diversified trading opportunities within the spot FOREX market.
- **Focus:** Instead of attempting to choose a stock, bond, mutual fund or commodity from the tens of thousands available in those markets, FOREX traders generally focus on 1 to 4 currencies. The most common and most liquid are the Japanese Yen, British Pound, Swiss Franc and the new EURO. Highly successful traders have always focused on a limited number of investment options. Beginning FOREX traders usually will focus on one currency and later incorporate one to three more into their trading activities.
- **Margin Accounts:** Trading on the FOREX requires a margin account. You are committing to trade and take positions today. As a speculator trader you will not be taking delivery on your product that you are trading. As a Stock Day Trader, you will only hold a trading position for a few minutes to a few hours, and then you need to close out your position by the end of the trading session.

All orders must be placed through a broker. To trade stocks you will need a stockbroker and to trade currencies you will need a Forex currency broker. Most brokerage firms have different margin requirements. You need to ask them their margin requirements to trade stocks and currencies. ([MTI Broker Information](#))

A margin account is nothing more than a performance bond. All traders need a margin account to trade. When you gain profits, they place your profits into your margin account the same day you profited. When you lose profits, they need an account to take out the losses you incurred that day. All accounts are settled daily.

A very important part of trading is, taking out some of your winnings or profits. When the time comes to take out your personal gains from your margin account, all you need to do is contact your broker and ask them to send you your requested dollar amount, and they will send you a check. They can also wire transfer your money.

Chapter 2 -READING CANDLESTICK CHARTS

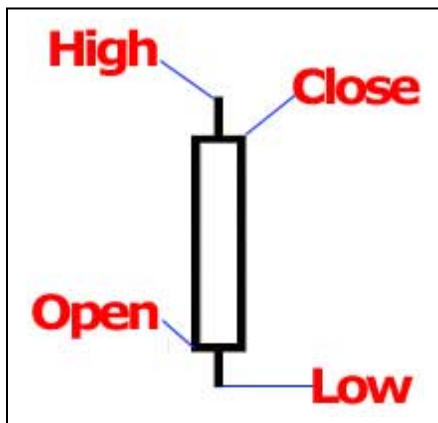
In the Seventeenth century, the Japanese developed a method to analyze the price of rice contracts. This technique is called “candlestick charting”. Steven Nison is credited with popularizing the candlestick chart and has is recognized as the leading authority on the interpretation of the system.

Candlesticks are graphical representations the price fluctuations of a product. A candlestick can represent any period of time. A currency trader’s software can provide charts representing anywhere from five minutes to one week per candlestick. ([MTI’s Charting Software](#))

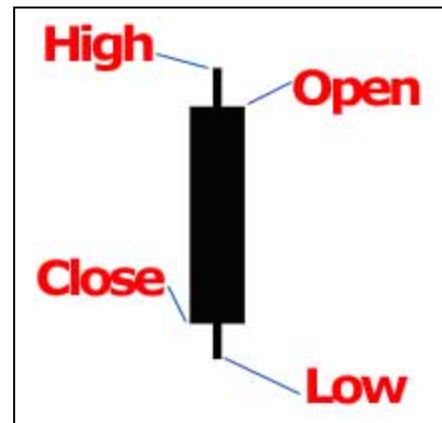
There are no calculations required to interpret Candlestick charts. They are a simple visual aid representing price movements in a given time period. Each candlestick reveals four vital pieces of information, the opening price, the closing price, the highest price and the lowest price, which are the price fluctuations during the time period of the candle. In much the same way as the familiar bar chart, a candle illustrates a given measure of time. The advantages of candlesticks are they clearly denote the relationship between the opening and closing prices.

Because candlesticks display the relationship between the open, high, low and closing prices, they cannot be used to chart securities that have only closing prices. Interpretation of candlestick charts is based on the analysis of patterns. Currency traders predominantly use the relationship of the highs and lows of the candlesticks over a given time period. However, candlestick charts offer identifiable patterns which can be used to anticipate price movements.

There are two types of candles: The bullish pattern candle and the bearish pattern candle.



A white (empty body) represents a bullish pattern candle. It occurs when prices open near the low price and close near the period’s high price.



A black (filled body) represents a Bearish pattern candle. It occurs when prices open near the high price and close near the period’s low price.

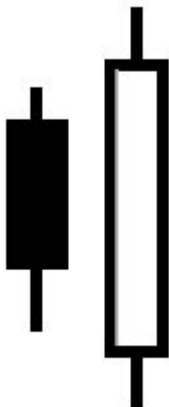
Bullish Candlestick Formations



Hammer - The hammer is a bullish pattern if it occurs after a significant downtrend. If the line occurs after a significant uptrend, it is called a Hanging man. A small body and a long wick identify a hammer. The body can be clear or filled in.



Piercing Line - This is a bullish pattern. The first candle is a long bear candle followed by a long bull candle. The bull candle opens lower than the bear's low but closes more than halfway above the middle of the bear candle's body.



Bullish Engulfing Lines - This pattern is strongly bullish if it occurs after a significant downtrend (it may serve as a reversal pattern). It occurs when a small bearish (filled-in) candle is engulfed by a large bullish (empty) candle.



Morning Star - This is a bullish pattern signifying a potential bottom. The star indicates a possible reversal and the bullish (empty) candle confirms this. The star can be a bullish (empty) or a bearish (filled in) candle.

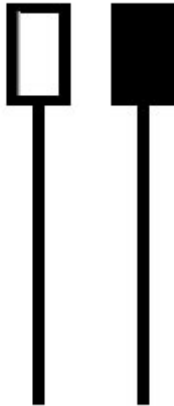


Bullish Doji Star - This star indicates a reversal and a doji indicates indecision. Thus, this pattern usually indicates a reversal following an indecisive period. You should wait for a confirmation before trading a doji star.

Bearish Candlestick Formations



Long Bearish Candle - A long Bearish candle occurs when prices open near the high and close lower near the low.



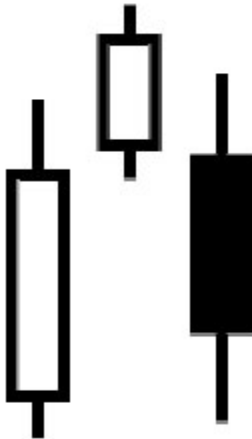
Hanging Man - This pattern is bearish if it occurs after a significant uptrend. If this pattern occurs after a significant downtrend, it is called a hammer. A hanging man is identified by small candle bodies and a long wick below the bodies (can be either clear or filled in).



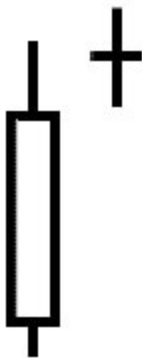
Dark Cloud Cover - This is a bearish pattern. The pattern is more significant if the second candle's body is below the center of the previous candle's body.



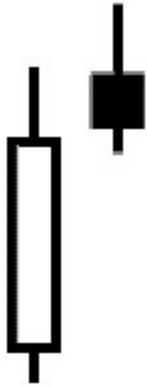
Bearish Engulfing Lines - This pattern is strongly bearish if it occurs after a significant uptrend (it may serve as a reversal pattern). It occurs when a small bullish (empty) candle is engulfed by a large bearish (filled-in) candle.



Evening Star - This is a bearish pattern signifying a potential top. The star indicates a possible reversal and the bearish (filled-in) candle confirms this. The star can be a bullish (empty) candle or a bearish (filled-in) candle.

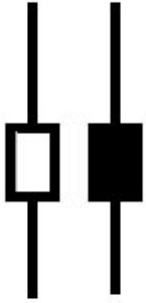


Doji Star - This star indicates a reversal and a doji indicates indecision. Thus, this pattern usually indicates a reversal following an indecisive period. One should wait for a confirmation (like a evening star) before trading a doji star.



Shooting Star - This pattern suggests a minor reversal when it appears after a rally. The star's body must appear near the low price, and the candle should have a long upper wick.

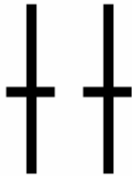
Neutral Candlestick Formations



Spinning Tops - This is a neutral pattern that occurs when the distance between the high and low, and the distance between the open and close, are relatively small.



Doji - This candle implies indecision. The open and close are the same.



Double Doji - This candle (two adjacent doji candles) implies that a forceful move will follow a breakout from the current indecision.



Harami - This pattern indicates a decrease in momentum. It occurs when a candle with a small body falls within the area of a larger body. This example a bullish (empty) candle with a large body is followed by a small bearish (filled-in) candle. This implies a decrease in the bullish momentum.

Reversal Candlestick Formations



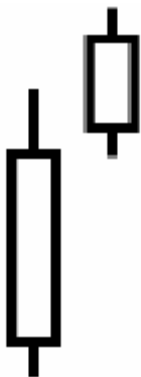
Long-legged Doji - This candle often signifies a turning point. It occurs when the open and close are the same, and the range between the high and the low is relatively large.



Dragonfly Doji - This candle also signifies a turning point. It occurs when the open and close are the same, and the low is significantly lower than the open, high and closing prices.



Gravestone Doji - This candle also signifies a turning point. It occurs when the open, close and low prices are the same, and the high is significantly higher than the open, close and low prices.

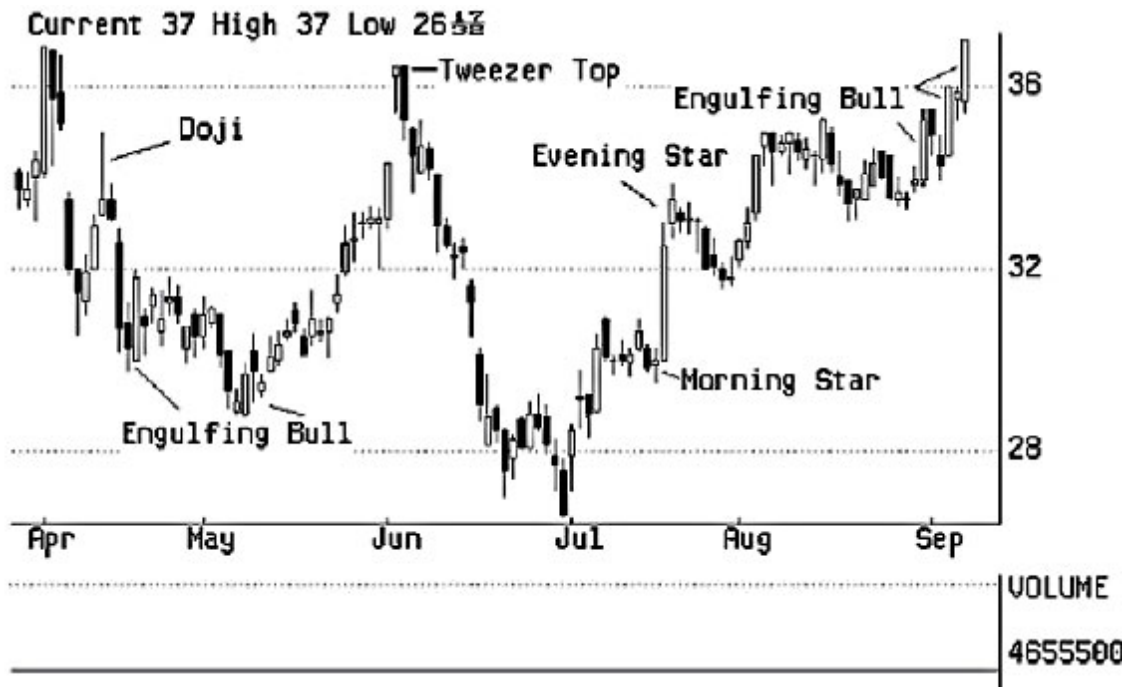


Stars - Stars indicate reversals. A star is a candle with a small real body that occurs after a candle with a much larger real body, where the real bodies do not overlap (the wicks may overlap).

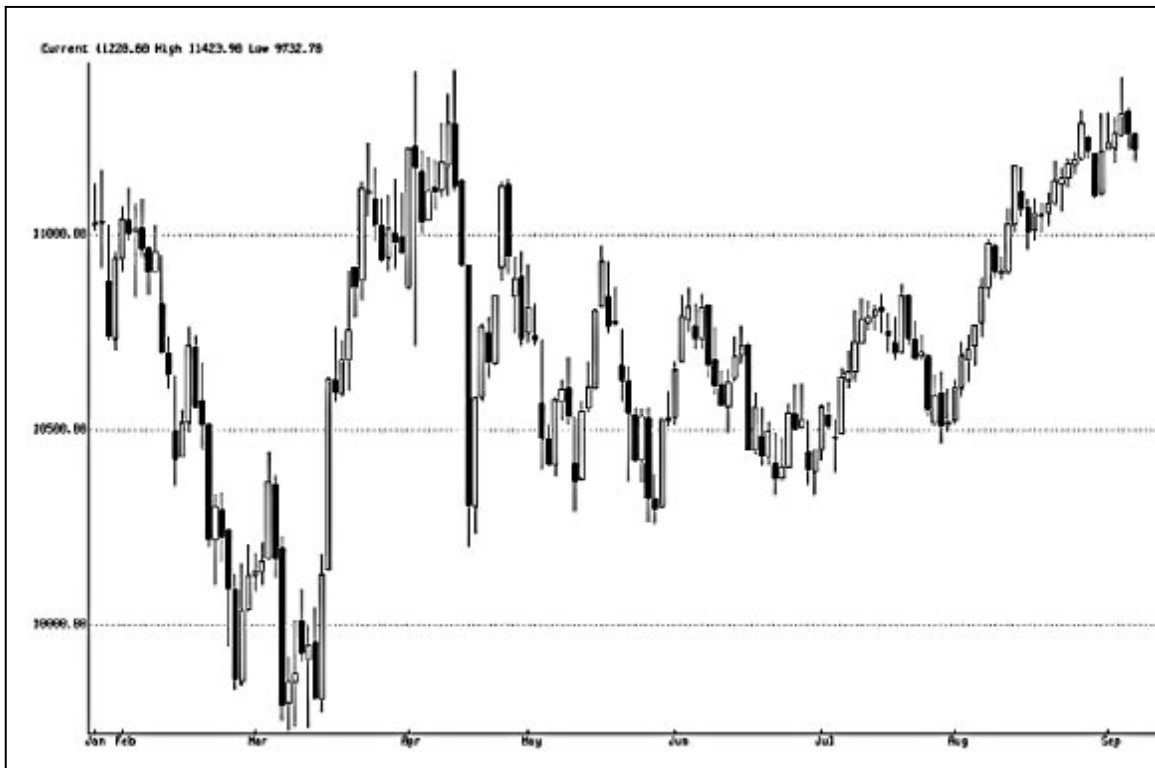
Candlestick Example Charts



Stock charts can also be interpreted (shown below is A BancOne Corp.)



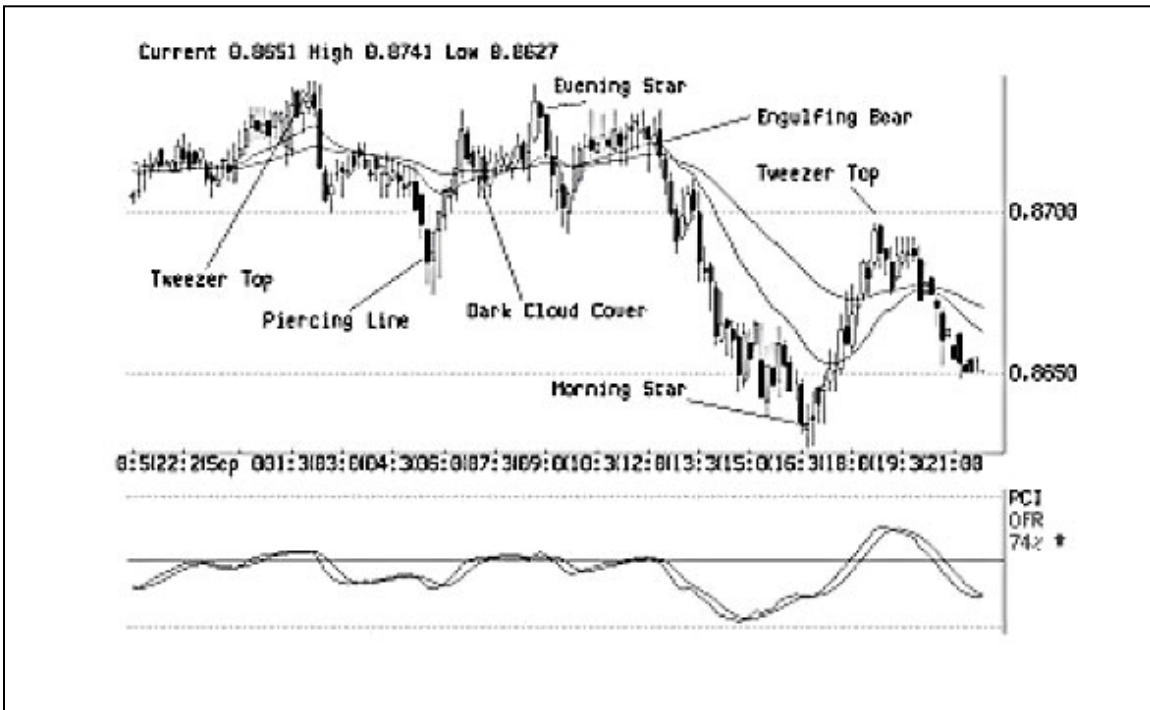
Exercise 1: Circle and identify the candlestick formations in the following Charts.



Exercise 2: Circle and identify the candlestick formations in the following Charts.



Answers to the Exercises



Chapter 3 - TYPES OF ORDERS

- **Sellers are ASKing for a high price**
- **Buyers are BIDding at a lower price**
- **Trading is an auction**
- **Slippage occurs with most Market Orders**
- **The difference between the ASK and the BID price is the Spread**

A Trader must understand what each order is, what it and what part it plays in capturing profit.

A FOREX Trader must use three types of orders: a Market Order, a Limit Order, and a Stop Order.

The two primary orders used for entering and exiting the market are a Limit Order and a Stop Order. Once an order is placed your order to enter the market, there are two critical procedures: One-Cancels-the-Other (OCO) and Cancel-and-Replace. Properly executing orders and understanding these procedures are a vital step to profitable trading.

Remember: all good carpenters carry a toolbox. The sharper the tools and the more skilled he is at using them, the more effective he is. The sharper you become as a trader the more efficient and lucrative you will be.

What orders do: A clear understanding of what each order does is essential before executing orders.

Market Orders: A Market Order is an order that is given to a broker to buy or sell a currency at whatever the market is trading for, at that moment. It can be an entry order into the market or an exit order to get out of the market. Traders use Market Orders when they are ready to make a commitment to enter or exit the market. Caution should be exercised when using Market Orders in fast moving markets. During periods of rapid rallies or down reactions gain or lose of many points may occur due to slippage before receiving the fill.

Trading is an auction where there are buyers (bidders) and sellers (offerers). The bid is the "buy" and the "ask", or offer is the sell. Slippage is defined as: A trade is executed between a buyer and seller and the resulting buy or sell transaction is different than the price seen just prior to order execution. On average one to six pips will be lost with Market Orders, perhaps more, due to slippage. Market Orders are rarely filled at the exact anticipated price. **Market Traders Institute Recommends caution when entering or exiting with a Market Order.**

Limit Orders: Limit Orders are orders given to a broker to buy or sell currency lots at a certain price or better. The term Limit means exactly what it says. You will buy at that exact limit price or better a large majority of the time. Limit Orders are used to enter and exit the market. They are generally used to acquire a specific price, avoiding slippage and unwanted order fills (execution price) which can happen with Market Orders.

When selling above the market, it is a Limit Order. When buying below the market, it is a Limit Order. A limit order will be executed when the market trades through it. Seventy to ninety percent (70% to 90%) of the time, if the market is trading at your Limit Order it will be executed. The market **must** trade through your specified Limit Order number to **guarantee** a fill. The trading software will provide notification within seconds of the fill. A trader does not have to call his broker to see if his order has been filled.

Stop Orders: Stop Orders are orders placed to enter or exit the market at a desired specific price. When buying above the market, it is a Stop Order. When selling below the market, it is a Stop Order. Stop Orders turn into Market Orders when the market trades at that price. Stop Orders as well as Market Orders are subject to slippage, while Limit Orders are not.

The majority of Stop Orders are used as protective Stop Loss Orders. It is the order placed with an entry order to insure an exit when the market goes against you. A good trader never trades without a protective Stop Loss Order. They are orders executed to get you out of the market when your trade has gone against you. Protective Stops are discussed separately as one of the *10 Keys to Successful Trading*.

One Cancels the Other (OCO): Whenever entering the market, exiting the market at some future time is required. An OCO order is a procedure and means one-cancels-the-other. Upon entering the market, place a protective Stop Loss Order and establish a projected profit target. That projected profit target can be your Limit Order.

If you simultaneously place both Limit and Stop Loss Orders when you enter the market, you can OCO them and walk away from your computer. What does that mean? At some future point in time either your Stop Order or Limit Order will be executed, automatically canceling your opposing order. If the trader is so sure about the trade, he can execute an OCO order and walk away from the trade. The trading software will then manage the trade.

Cancel/Replace Orders: A Cancel/Replace Order is a procedure and not an entry or exit order. By definition it is when the trader cancels an existing open order and replaces it with a new order. A cancel/replace order is primarily a strategy of trading and is predominately used after one has taken a position in the market and wants to stay in the market locking in profit. For example: you buy Swiss at

1.410. Your protective Stop Loss Order is 1.390. The market moves in your direction as projected. You now want to reduce your potential loss, so you cancel your Stop Order at 1.390 and replace it to 1.410 where you got in. You are now in a trade with no risk. As the market moves further north in your direction, you now want to lock in more profit. You cancel your 1.410 Stop Loss Order and replace it with a new 1.440 Stop Loss Order. You now have locked in 30 Pips in profit. You are in an all-win, no-risk trade. You keep canceling and replacing your Stop until you are finally stopped out.

This is discussed separately under Protective Stops as one of the *10 Keys to Successful Trading*.

Market Traders Institute's in-depth CD courses allow you to learn at your own pace and to study the trading techniques at your own pace. Your trading education can advance on a daily basis at your own pace. MTI's home study course is the most comprehensive Forex training you can receive anywhere. Learn from Jared Martinez, one of the worlds most successful traders. MTI's complete 16 step Forex correspondence course on CD with detailed instructional manuals is your course to a brighter future.

- Lesson 1 ***"What is the FOREX"***
The Forex Traders Vocabulary and Types of Orders. Reading Candlestick Charts & Formations. [View Now](#)
- Lesson 2 ***"Trading Japanese Candlesticks"***
A complete guide to identifying and forex trading formations: morning stars, evening stars, doji stars, spinning tops, tweezer tops and tweezer bottoms. [Preview](#)
- Lesson 3 ***"Forex Equity Management"***
Forex Equity Management & placing Protective Stop Losses. [Preview](#)
- Lesson 4 ***"Forex Support and Resistance"***
This Forex lesson familiarizes students with the financial game between the Bulls and the Bear. [Preview](#)
- Lesson 5 ***"Forex Trends and Trend Lines"***
An excellent guide to Finding and drawing inner and outer trend lines. [Preview](#)
- Lesson 6 ***"Sideways Movement, Consolidation & Fundamental Announcements"***
This lesson teaches forex traders to straddle the market and take advantage of big fundamental moves while avoiding Bull & Bear Traps. [Preview](#)
- Lesson 7 ***"Forex Price Swings & The Fibonacci Numbers"***
Support becomes resistance and resistance becomes support. Learning how to Swing Trade. [Preview](#)
- Lesson 8 ***"The Forex Traders Work Book"***
Beginners course review and focus on the rules that a Forex trader must follow to be successful. [Preview](#)

Advanced Package

Lessons 9, 10, 11, 12, 13, 14, 15 and 16

- Lesson 9 **"Trading BUY and SELL Forex Zones"**
Learning to enter the Forex market and take advantage of the next move. [Preview](#)
- Lesson 10 **"The King's Crown and the Reversal"**
Identifying the end of a trend, and how to get in at the reversal. [Preview](#)
- Lesson 11 **"Trending Days vs. Trading Days"**
The characteristics of Trending Days vs. Trading Days and the opening price. [Preview](#)
- Lesson 12 **"Fibonacci Numbers and Convergences"**
This forex lesson teaches advanced forex traders how to find the next major level of support or resistance and take advantage of it. [Preview](#)
- Lesson 13 **"Trading Gartleys"**
Extremely useful lesson helping forex traders to understand a Fibonacci formation inside a price swing and how to successfully trade them. [Preview](#)
- Lesson 14 **"Harmonic Vibrations and Beats"**
Forex Markets move in harmonic beats. This lesson teaches forex traders to identify and count them - putting money in your pocket. [Preview](#)
- Lesson 15 **"Trading Pennants"**
Learn to identify and trade several different Pennant formations. [Preview](#)
- Lesson 16 **"Forex Trading Strategies & Their Justification"**
This lesson teaches forex traders to find a trade with a high probability of success using tools and a variety of forex charts. (i.e. 15min, 30min, 1hr, 2hr, 4hr, 8hr & daily) [Preview](#)

[Contact us for information and pricing](#)

Thank You for choosing Market Traders Institute.